


AMT-A0041 1000 MHz to 2000 MHz High Power Amplifier

Data Sheet



Features

- 1000 MHz to 2000 MHz Frequency Range
- Psat > +34 dBm
- Gain 46 dB
- Gain Flatness < ± 2 dB
- Power Detector
- Internally Regulated
- Operates from +12 to +15V Supply
- Unconditionally Stable
- State-of-the-Art GaAs Technology



Description

The AMT-A0041 is a High power amplifier with high linearity over the full frequency range. The performance is achieved through the use of AMTI's proprietary technology. The amplifier I/Os are Internally matched to 50 Ohms and are DC blocked. The AMT-A0041 is ideal for use as driver amplifier, or power amplifier in a Hi-Rel communications system for Commercial or Military applications

Applications

- Driver Amplifier
- Communication systems
- Microwave Radio systems
- Test Equipment

MAXIMUM RATINGS¹

Parameter	Symbol	Units	MIN	MAX
Operating Temperature – Case	T _{MO}	° C	-40	+75
Storage Temperature - Case	T _{MS}	° C	-40	+125
RF Input power (CW)	P _{in}	dBm		+20
Die T _{Junction}	T _J	° C		+150
Positive Supply Voltage	V _{+SS}	V		+16V

1.Stresses above those listed under "Absolute Maximum Rating" may cause permanent damage to the device. This is a stress rating only and functional operation of the device at these or any other conditions above those indicated in the operational sections of this specification is not implied. Exposure to absolute maximum rating conditions for extended periods may affect device reliability.

ELECTRICAL SPECIFICATIONS @ 23°C

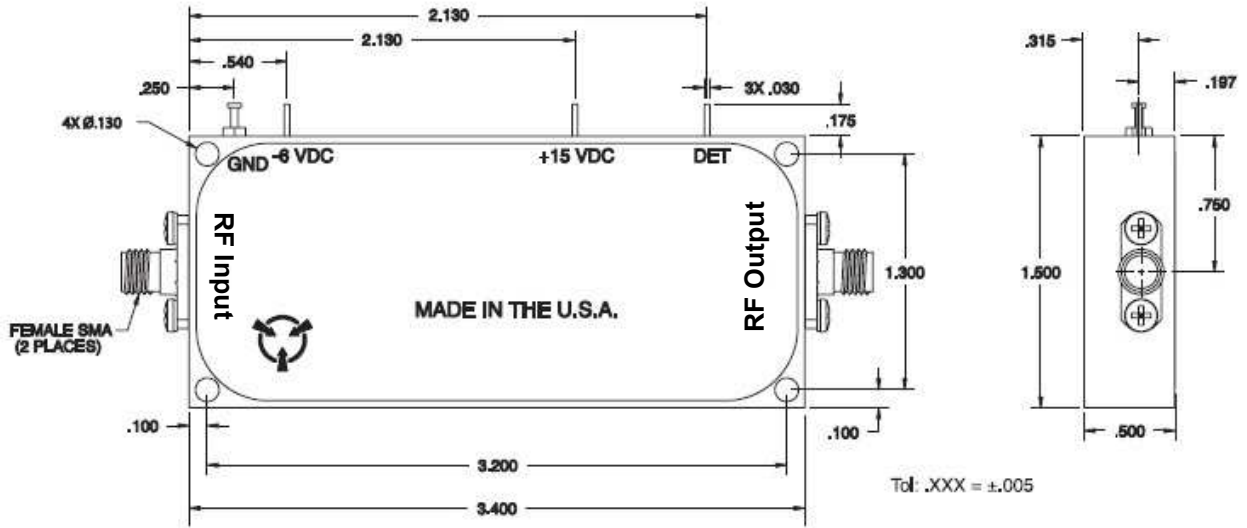
Parameter	Conditions	Units	MIN	Typical	MAX
Frequency Range		MHz	1000		2000
Gain	Small Signal	dB	44	46	
Gain Flatness		dB	-2		+2
Output Power (P1dB)	1 dB compression point	dBm	+32	+34	
OIP3	OIP3 measured @ 1500 MHz Two tone F1-F2= 10MHz	dBm	+40	+43	
Noise Figure		dB		3.5	4
RF Input Impedance	Reference to 50 ohms VSWR			1.5:1	1.8:1
RF Output Impedance	Reference to 50 ohms			1:5:1	2.0:1
Supply Voltage Positive: Negative:		V		+12V -6V	
Supply Current Positive: Negative:		mA		980 20	

Notes:

1/ Unconditional Stability

Customized configurations of the above specifications are available

Package Outline: SMA Connectorized (inches)



Model Number	Description	Hermeticity	Package
AMT-A0041	SMA Female	Non-Hermetic	Outline: M009

Contact us for custom configurations and special requirements.

Our highly experienced team of engineers can quickly identify and implement innovative solutions using latest technology to improve performance and reduce cost.


- Add additional functionality: Input limiter, Temperature compensation, Amplitude/Phase matching, Amplitude/Phase Tracking, Automatic Gain control, Gain sloping, Bypass path, Specific supply voltage, Regulation, Power detector, Health status, and others
- Integrated: Filters, Switches, Limiter, Digital attenuator, Phase shifter, Microcontroller, Multiple amplifiers, Switch matrix, Comb generators and others
- Mechanical: Custom packages - Surface Mount, Connectorized, Waveguide, Carrier, Drop-in, Hermetic and others

Agile Microwave Technology Inc is the logical choice for all your commercial or military RF/Microwave components/module requirements.

Contact Information:

**701 Cascade Pointe Lane
Cary, NC 27513**

**ISO 9001:2015
Certified Company**



Phone: (984) 228-8001

info@agilemwt.com

www.agilemwt.com

AMTI reserves the right to change at any time without notice the design, specifications, function/form or availability of its products described herein. The buyer/customer has the responsibility to validate the performance for their applications. No liability is assumed as result of use of this product and no patent licenses are implied.